



iCEV & Moodle Technical Guide

Before getting started

Please review these system requirements, especially the whitelist section:

- <https://www.icevonline.com/systemrequirements>

Please consider:

- Multiple internet filters and firewalls
- Different settings for wired and wireless technology devices
- Software on technology devices that act as an internet filter or firewall.












Setting up the External Tool

NOTE: This process should be completed by your Moodle Administrator.

1. For Moodle Administrators
2. Login to Moodle
3. Click Site Administration
4. Click Plugins
5. Click Manage Activities
6. Next to External Tool, click Settings.
7. Click Add preconfigured tool.
8. Tool Settings
 - a. Tool name: iCEV
 - b. Tool URL: <https://login.icevonline.com/LTI>
 - c. LTI version: LTI 1.0/1.1
 - d. Consumer key: {please contact us for this information}
 - e. Shared secret: {please contact us for this information}
 - f. Tool configuration usage: Show in activity chooser and as a preconfigured tool.
 - g. Default launch container: Existing Window or New Window

Updated 03/17/2021

▼ **Tool settings**

Tool name	 	<input type="text" value="iCEV"/>
Tool URL	 	<input type="text" value="https://login.icevonline.com/LTI"/>
Tool description		<div style="border: 1px solid #ccc; height: 50px;"></div>
LTI version		<input type="text" value="LTI 1.0/1.1"/>
Consumer key		<input type="text" value="{please contact us for this}"/>
Shared secret		<input type="text" value="....."/>  
Custom parameters		<div style="border: 1px solid #ccc; height: 50px;"></div>

9. Services




- a. IMS LTI Assignment and Grade Services:
 - i. Use this service for grade sync and column management.
- b. IMS LTI Names and Role Provisioning:
 - i. Use this service to retrieve member's information as per privacy settings.
- c. Tool Settings: Use this service.

External tool configuration

► [Expand all](#)

► **Tool settings**

▼ **Services**

IMS LTI Assignment and Grade Services		<input type="text" value="Use this service for grade sync and column management"/>
IMS LTI Names and Role Provisioning		<input type="text" value="Use this service to retrieve members' information as per privacy settings"/>
Tool Settings		<input type="text" value="Use this service"/>

10. Privacy

- a. Share launcher's name with tool: Always.
- b. Share launcher's email with tool: Never.
- c. Accept grades from the tool: Always.
- d. Check: Force SSL



External tool configuration

▶ [Expand all](#)

▶ **Tool settings**

▶ **Services**

▼ **Privacy**

Share launcher's name with tool [?](#) ▾

Share launcher's email with tool [?](#) ▾

Accept grades from the tool [?](#) ▾

Force SSL [?](#)

11. At the bottom of the page, click **Save Changes**.